

# Standard series 昆阁林五金（昆山）有限公司

Nitrogen gas springs for dies / Cilindri all'azoto per stampi

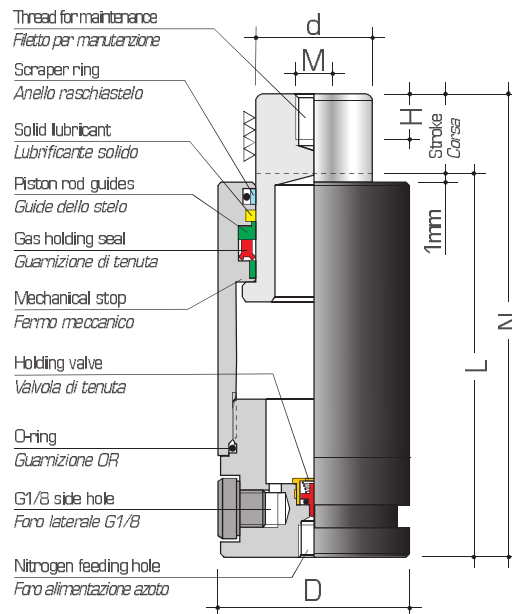


## C

NEW C SERIES 50% MORE POWERFUL than the old one even maintaining the same overall dimensions. **Now with groove from  $\varnothing$  50 mm.** The complete series is self-lubricated and protected against contaminants by rod scraper.

*NUOVA SERIE C POTENZIATA NELLE FORZE DEL 50% pur conservando le stesse dimensioni esterne della vecchia serie. Ora con scanalatura da  $\varnothing$  50 mm. Tutta la serie è autolubrificata e protetta da contaminanti con raschiastelo di protezione.*

## C



TECHNICAL NOTES

NOTE TECNICHE

### Important use instructions on pages 10 & 11

For accessories and other mountings, see the 'Accessories for nitrogen gas springs' catalogue.

### Importanti istruzioni d'uso alle pagine 10 e 11

Per accessori e altri montaggi, consultare il catalogo 'Accessori per cilindri all'azoto'.

How to order

Esempio d'ordine

### 8 C38-50 750daN

No. 8 nitrogen gas springs C  $\varnothing$  38 mm, stroke 50 mm, initial force 750 daN (new model).

**ATTENTION: specify the required force**

### 8 C38-50 750daN

N° 8 cilindri all'azoto C  $\varnothing$  38 mm, corsa 50 mm, forza iniziale 750 daN (nuovo modello).

**ATTENZIONE: indicare la forza desiderata**

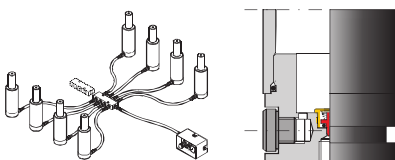
STANDARD VERSION

VERSIONE STANDARD




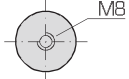
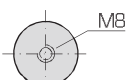
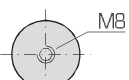
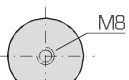
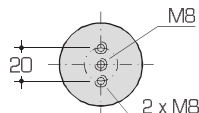
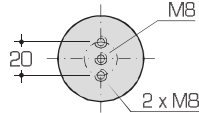
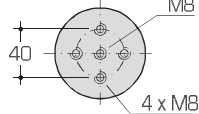
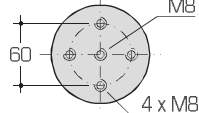
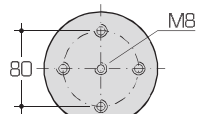
Ready with cap with groove and G1/8 side hole, linkable to open system, from  $\varnothing$  50 mm.

Pronta da  $\varnothing$  50 mm con tappo con scanalatura e con foro laterale G1/8 per collegamento a sistema.

Standard version





MODEL MODELLO	MAX STROKE mm CORSIA MAX mm	L mm	N mm	D mm	d mm	M	H mm	 bar	 daN	 daN	GAS SPRING BASE BASE DEL CILINDRO
C19-10	10	70	80	19	10	M5	7	191	150	240	
15	15	75	90								
25	25	85	110								
38	38	98	136								
50	50	110	160								
80	80	140	220								
C25-10	10	70	80	25	14	M6	8	195	300	480	
15	15	75	90								
25	25	85	110								
38	38	98	136								
50	50	110	160								
80	80	140	220								
C32-10	10	60	70	32	18	M8	12	196	500	800	
15	15	65	80								
25	25	75	100								
38	38	88	126								
50	50	100	150								
80	80	130	210								
C38-10	10	65	75	38	22	M8	12	197	750	1200	
15	15	70	85								
25	25	80	105								
38	38	93	131								
50	50	105	155								
80	80	140	220								
C50-10	10	95	105	50	30	M8	12	212	1500	2400	
25	25	110	135								
38	38	123	161								
50	50	135	185								
63	63	148	211								
80	80	165	245								
100	100	195	295								
125	125	220	345								
160	160	255	415								
200	200	295	495								
C63-10	10	95	105	63	36	M8	12	196	2000	3200	
25	25	110	135								
38	38	123	161								
50	50	135	185								
63	63	148	211								
80	80	165	245								
100	100	185	285								
125	125	220	345								
160	160	255	415								
200	200	295	495								
C75-10	10	105	115	75	45	M8	12	189	3000	4800	
25	25	120	145								
38	38	133	171								
50	50	145	195								
63	63	158	221								
80	80	175	255								
100	100	200	300								
125	125	225	350								
160	160	265	425								
200	200	310	510								
C95-25	25	130	155	95	58	M8	12	189	5000	8000	
38	38	143	181								
50	50	155	205								
63	63	168	231								
80	80	190	270								
100	100	210	310								
125	125	245	370								
160	160	280	440								
200	200	330	530								
C120-25	25	140	165	120	75	M8	12	204	9000	14400	
38	38	153	191								
50	50	165	215								
63	63	178	241								
80	80	195	275								
100	100	215	315								
125	125	250	375								
160	160	290	450								
200	200	340	540								